



Route 66 – Sample Settings (Guitar)



COMP TONE VOL

CLEAN MIX TONE ON - OFF GATE

Sustained Attack

COMP TONE VOL

CLEAN MIX TONE ON - OFF GATE

Clean Boost

COMP TONE VOL

CLEAN MIX TONE ON - OFF GATE

Smoothing Comp

COMP TONE VOL

CLEAN MIX TONE ON - OFF GATE

Dyna Ross

DRIVE TREBLE VOL

CLEAN MIX BASS A - B VOICE

Scream-ish

DRIVE TREBLE VOL

CLEAN MIX BASS A - B VOICE

70's Drive

DRIVE TREBLE VOL

CLEAN MIX BASS A - B VOICE

Half & Half

DRIVE TREBLE VOL

CLEAN MIX BASS A - B VOICE

Drivetrain

DRIVE TREBLE VOL COMP TONE VOL

CLEAN MIX BASS CLEAN MIX TONE ON - OFF GATE

Juicy Drive (OD + COMP)

DRIVE TREBLE VOL COMP TONE VOL

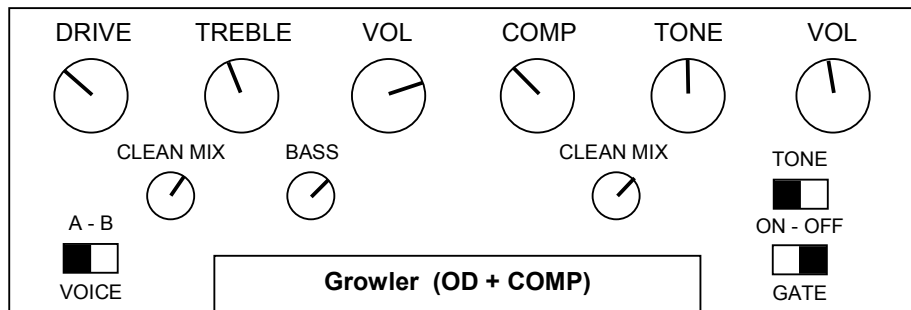
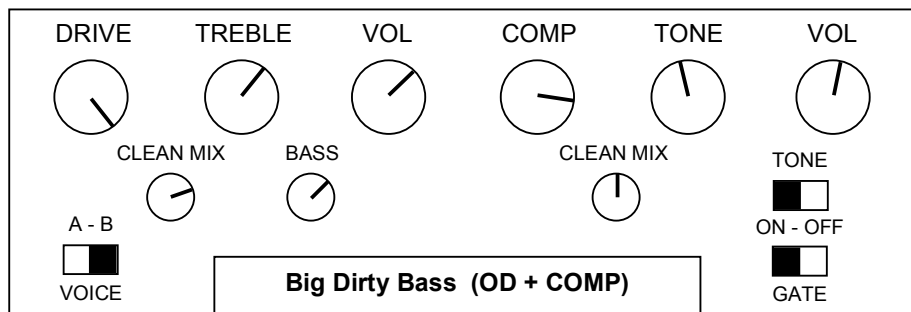
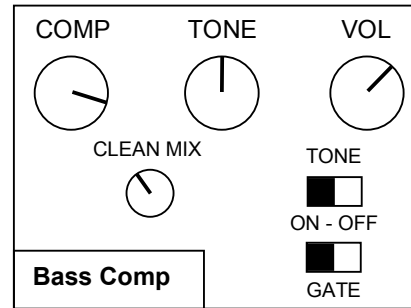
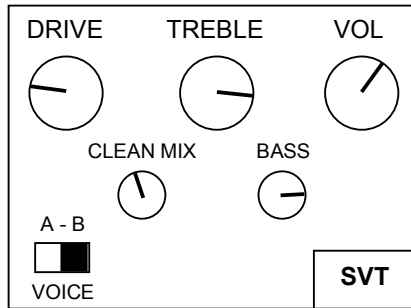
CLEAN MIX BASS CLEAN MIX TONE ON - OFF GATE

Big Dirty Rhythm (OD + COMP)



Route 66 – Sample Settings

(Bass)



NOTES:

The V3 Series Route 66 is truly 2 pedals in 1 housing. For basic setup, use the Compressor input and the Overdrive output. You may also change the order of effects by plugging your guitar or bass into the OD input, use a short cable from the OD output to the Comp input, and then go out from the Comp output. For anything other than the basic setup, just think of Route 66 as 2 pedals.

By removing the 4 screws and the bottom cover, you can see 2 slide switches. Use these to choose true bypass or our Pure Tone buffered bypass for each channel.

If you have a battery installed, make sure to unplug both Input and Output when not using. Then again, why are you using a battery??? Get a 1 SPOT!

If you ever have any questions or problems with your Route 66, just go to the Visual Sound website and contact our customer service. We're here to help you!