

Jekyll & Hyde



Sample Settings

Distortion:

HI-GAIN	TREBLE	VOL
BASS	MID	BRIGHT
		<input type="checkbox"/> A - B
		<input type="checkbox"/> VOICE
Classic Hard Rock		

HI-GAIN	TREBLE	VOL
BASS	MID	BRIGHT
		<input checked="" type="checkbox"/> A - B
		<input checked="" type="checkbox"/> VOICE
Metal Madness		

HI-GAIN	TREBLE	VOL
BASS	MID	BRIGHT
		<input type="checkbox"/> A - B
		<input checked="" type="checkbox"/> VOICE
ZZ Distortion		

HI-GAIN	TREBLE	VOL
BASS	MID	BRIGHT
		<input type="checkbox"/> A - B
		<input checked="" type="checkbox"/> VOICE
Big Fat Blues		

HI-GAIN	TREBLE	VOL
BASS	MID	BRIGHT
		<input type="checkbox"/> A - B
		<input checked="" type="checkbox"/> VOICE
British Stack		

HI-GAIN	TREBLE	VOL
BASS	MID	BRIGHT
		<input checked="" type="checkbox"/> A - B
		<input type="checkbox"/> VOICE
Neck Pickup Blues		

Overdrive:

DRIVE	TONE	VOL
BASS	CLEAN MIX	
Crispy Crunch		

DRIVE	TONE	VOL
BASS	CLEAN MIX	
Mellow Blues		

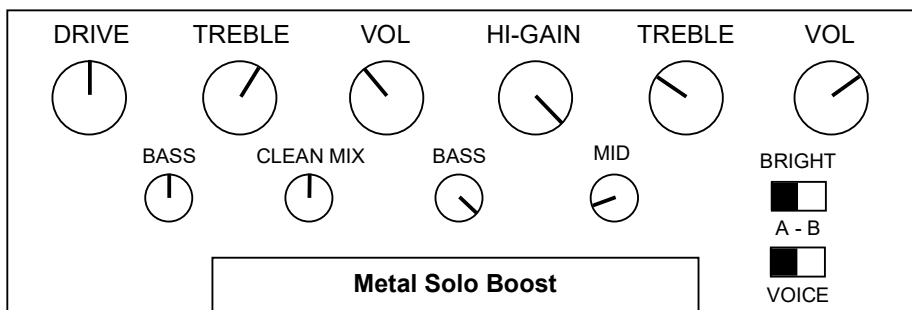
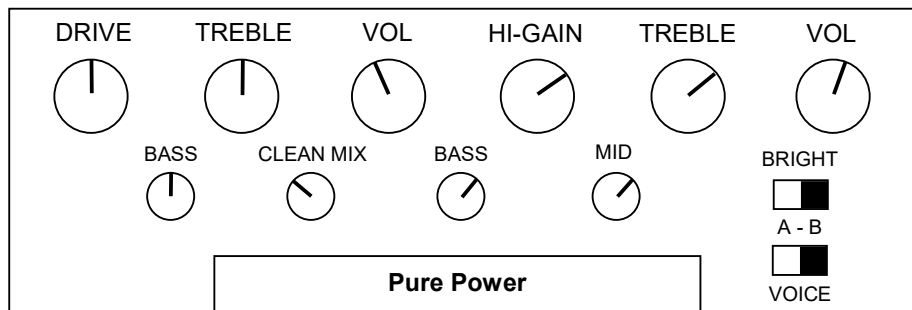
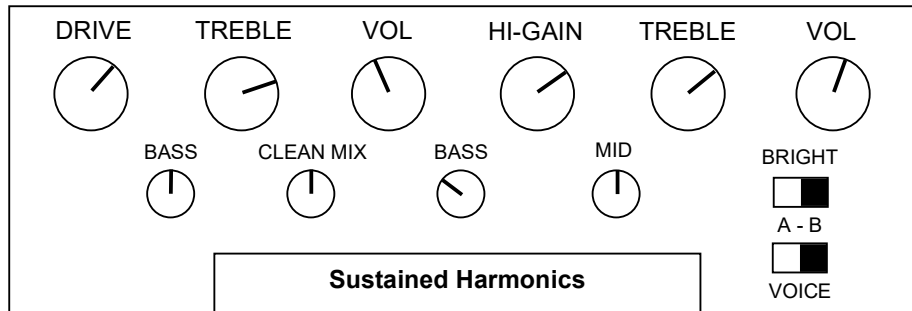
DRIVE	TONE	VOL
BASS	CLEAN MIX	
Clean Boost		

DRIVE	TONE	VOL
BASS	CLEAN MIX	
Transparent Drive		

Jekyll & Hyde

Sample Settings – page 2

Combination Settings:



NOTES:

By removing the 4 screws and the bottom cover, you can see 2 slide switches. Use these to choose true bypass or our Pure Tone buffered bypass for each channel. There is also a mini slide switch to turn the Distortion channel noise gate on or off.

If you have a battery installed, make sure to unplug both Input and Output when not using, so you don't drain the battery. Then again, why are you using a battery? Get a 1 SPOT!

For the first 45 seconds after applying power to the pedal, the sound of foot-switch pop is normal, due to the time it takes for power supply filter capacitors to charge fully. After that, unlike ordinary true-bypass switches, switch pop goes away.

If you ever have any questions or problems with your Jekyll & Hyde, just go to the Truetone website and contact our customer service. We're here to help you!

FCC Notice: This equipment has been tested and found to comply with the limits for a Class B digital device, pursuant to part 15 of the FCC Rules. These limits are designed to provide reasonable protection against harmful interference in a residential installation. This equipment generates, uses and can radiate radio frequency energy and, if not installed and used in accordance with the instructions, may cause harmful interference to radio communications. However, there is no guarantee that interference will not occur in a particular installation. If this equipment does cause harmful interference to radio or television reception, which can be determined by turning the equipment off and on, the user is encouraged to try to correct the interference by one or more of the following measures:

- Reorient or relocate the receiving antenna.
- Increase the separation between the equipment and receiver.
- Connect the equipment into an outlet on a circuit different from that to which the receiver is connected.
- Consult the dealer or an experienced radio/TV technician for help.

Changes or modifications not expressly approved by Truetone could void the user's authority to operate the equipment.